

PLAY dough mats


Play dough counting mats are a fun way for students to build one to one correspondence, number recognition, and fine motor strength! Play dough mats can be used as an arrival activity, center activity, or small group activity.

Print the play dough mats, and laminate (or put in a page protector).

How to Play


Make sprinkles or candles on the cupcake

- Students roll balls with the play dough to create sprinkles on the cupcake. Students make the same number of sprinkles as the number on the card.
- Students can also practice forming the number by rolling play dough snakes to create the number or by tracing the number with a dry erase marker.
- You can also use counters or pom poms instead of play dough if you wish or if a student does not like to use play dough.




1

one



2

two




four

4



three

3



six

6



five

5



7

seven




8

eight



ten

10




nine

9




12

twelve




11

eleven




thirteen

13



fourteen

14




fifteen

15



sixteen

16



17 seventeen




18 eighteen



19 nineteen



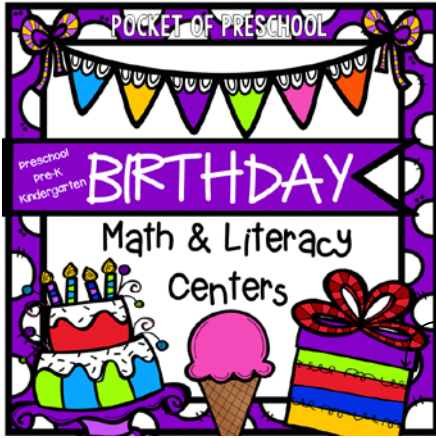
20 twenty



You may also like...



Click on the cover to check it out!







LOVE these cupcake mats? Then you will LOVE my Birthday Math & Literacy Centers!



Change the dramatic play center into a Birthday Party!

more themed centers



Subscribe to the

NEWSletter

for exclusive freebies, lesson plan inspiration, updates, and a HUGE writing center FREEBIE!

